





ZOCCAM | Send Funds





1  Download ZOCCAM from the Apple App Store or Google Play (links below).

2  Register with name and email address (enter real estate license or the buyer may leave blank).

3  Verify your mobile device by entering the PIN sent via SMS text message, then create an 8-digit, numeric passcode.

4  Select *Capture* on the home screen, then select the type of funds to ZOCCAM. Enter contract information (attach the contract from an email attachment, if needed).

5  Capture the front and back of a filled out check on a dark, flat surface that is well lit.

6  Success! Funds have been sent directly to the Escrow Agent Recipient & email notifications are sent to all parties.



* Geolocation services must be enabled on the device for security and best search experience.

